

# HOLIDAY OPEN HOUSE

November 23 & 24 10-6

November 29, 30 & December 1 10-6

Unique Hand-Crafted Decorations - Ornaments - Candles  
Fresh Greens, Wreaths & Garlands - Bows & Ribbon  
Poinsettias - Holiday Bulbs - Potpourri  
Gifts for Gardeners

Let us help you have a festive Holiday Season!  
Enjoy refreshments while you browse through our Holiday Shop

In keeping with the spirit of the season, we will be collecting food for the Westmoreland County Food Bank during the Holiday Season.

We will accept nonperishable food items and paper products.

We will also accept pet items for the local shelters.

COUPON

**20 % Off**

**Any one Full Priced Item**

Limited to stock on hand. Not good on hand-crafted items or kissing balls  
Cannot be used with any other discount  
Expires 12-24-19



Beautiful Poinsettias And Christmas Cactus

We also have some varieties of potted herbs. They make nice gifts.



## Beautiful Fresh Greens

We have the area's largest selection of the longest lasting varieties!

Noble Fir Wreaths accented with incense cedar and blue-berried juniper - 12", 20", 28"  
Swags and Arches  
White Pine Roping - Cedar Garland & Mixed Douglas Fir & Cedar Garland  
Bundles of Cut Greens for you to decorate with:

Blue-berried Juniper, Incense & Port Orford Cedars, Boxwood, Blue Spruce, White Pine

Bring the beauty & fragrance of fresh greens into your house this Holiday Season!



We can do custom arrangements And wreaths in either fresh or artificial greens. We can even use your container.

## Decorating with Fresh Greens

The fragrance and beauty of fresh greens can add so much to your holiday decorating. It is especially nice to add a few around the house if you use an artificial tree. They can give your house that Christmasy smell.

To keep the cost down, use what you have in your yard. Yew, juniper, falsecypress, spruce, pine, arborvitae and hemlock can all be used. Rhodendron, azalea, Mt. Laurel, boxwood and holly are all good. Make what you have the basis for your decorating. Then you can purchase a few bundles of unusual greens such as incense cedar or blue-berried juniper to accent with.

After you get the basics, start adding things like dried items, cones, berries, ribbons and bows and candles.

Making wreaths and garlands is very time consuming. These are items that you may want to purchase. Use them in key areas where they will give you the most bang for your buck. Many people buy only a wreath for their door or over their mantle. Some buy only a few bunches of greens to supplement what they have. Greens don't take a lot of skill to arrange, so most everyone can make a nice display with them.

Due to the increasing cost of processing credit cards, we will no longer be able to stamp your green gift certificate cards for sales that are put on credit or debit cards. We will still stamp the cards for purchases paid for with cash or check. We are sorry for any inconvenience.

## Amaryllis & Paperwhites

We sell only large top-quality bulbs. Simply plant them and they grow and bloom within weeks. They add color to the holiday season. They make great gifts even for people that not gardeners. Pick up some for quick gifts.



Have a Joyous Holiday Season and a Healthy and Happy New Year

Don't forget **Small Business Saturday** on November 30. It is crucial to support your local businesses if they are to survive. You can find all kinds of unique and special items that you won't find at the big box stores and national chains.

Slow down this year and really enjoy the Holiday season. Take time to be with friends and relatives. If something doesn't get done, so be it. No one will probably notice but you

## HOLIDAY CRAFT CLASS

Fresh Evergreen Centerpiece Fee: \$22.00

Make a centerpiece using a variety of fresh evergreens. It will also have candles, berries, cones and ribbons.

\* Please tell us red, cranberry, burgundy or gold candles on your registration \*

Tools needed: Pruning shears and gloves

Tuesday	December 10	7:00 P.M.
Wednesday	December 11	7:00 P.M.
Thursday	December 12	7:00 P.M.
Saturday	December 14	9:00 A.M.
Sunday	December 15	1:00 P.M.

If these times don't work for you, give us a call and we can schedule an additional class. We like to have at least 4 people in a class. There also may be space in a class that someone else has scheduled.

### CLASS REGISTRATION

\*All classes are complete in one session lasting between one and two hours.


\*All materials are supplied. Please bring the tools listed.

\*Registrations must be prepaid to reserve your space. If you don't get your registration in, call the day of the class. There may be space available.

NAME \_\_\_\_\_  
TELEPHONE HM \_\_\_\_\_ Wk \_\_\_\_\_

Class(es)	Date	Time	Fee
			Total

Mail to: Shadowwood Gardens or Phone: (724) 836-2255  
410 Twin Lakes Rd.  
Latrobe, PA 15650



### Rosemary-Kissed Orange Thumbprint Cookies

- 1 cup all-purpose flour
- 1/2 cup corn starch
- 1 tsp. snipped fresh rosemary or 1/3 tsp dried
- 1/4 tsp. salt
- 3/4 cup butter, softened
- 1/3 cup powdered sugar
- Few drops almond extract
- 1/4 cup orange marmalade
- Powdered sugar

In small bowl, stir together flour, cornstarch, rosemary and salt; set aside. In medium mixing bowl, beat butter with electric mixer for 30 seconds. Add 1/3 cup powdered sugar and almond extract and beat until combined. Add flour mixture and beat until combined. Wrap and chill dough for 1 hour or until easy to handle.

Preheat oven to 325°. Line two baking sheets with parchment paper; set aside. Shape dough into 24 1 1/4 inch balls. Arrange 2 inches apart on prepared baking sheets. Use thumb to make indentations in each cookie. Spoon 1/2 tsp. of marmalade into the center of each cookie.

Bake 14 minutes or until edges are lightly golden. Cool 1 minute on baking sheets. Remove and cool completely on wire racks. Sprinkle with additional powdered sugar to serve. Makes 24 cookies.

### Caring for your Houseplants

Houseplants inside for the winter need much different care than the same plants during the summer. Most plants go dormant for the winter. Because they are dormant, they don't need fertilizer. Fertilizing houseplants during the winter can actually damage the roots, because the plants don't use it. Most plants should not be fed from October to March. The exception to this rule are plants like African violets. Any plants that bloom and grow during the winter months should be fertilized.

Don't over water your plants during the winter! Most houseplants that die over the winter have been drowned. Remember these plants are dormant. They aren't using water. More water is lost from evaporation than from the plant using it. Even in our greenhouses, there are plants that we may only water a couple times during the winter. Stick your finger in the soil. If it is dry, water it.

Low humidity is another problem in the house during the winter. Daily misting or sitting the plant on a saucer filled with stones and water can help to raise the humidity.

Keep houseplants out of drafts, both warm and cold and keep them away from the windows especially during very cold weather. The air near windows can be as much as 20 degrees colder than the room.

Don't repot houseplants over the winter. They are better off root-bound than sitting with all that new soil around the roots. This can cause the roots to rot.

Watch for insects. They can become a major problem in a short time. Most common pests can be taken care of with insecticidal soap. Three applications 1 week apart should be sufficient. Make sure you hit the entire plant - leaves (top and bottom) and stems. Watch the plants carefully for new infestations and spray as necessary.

In March, begin to fertilize again. Take some time to clean up your plants. Rinse the dust off the leaves and trim out any dead. You can also repot your plants as necessary. Make sure you use a good quality potting soil, like a soil-less mix from a reputable company. Remember, you can't grow good plants in bad soil!

### Create a Fairy or Miniature Garden

We have a wonderful selection of items for Miniature gardening. You won't believe the Variety of things that we have. All kinds of houses, Bridges, furniture and paths. Pots and hanging baskets, Tiny animals and bird baths and houses. We even have little working fountains.

Make someone a garden or get them something to To a houseplant. Or buy a some things to start them a garden in the spring. They are great for everyone from kids to seniors. They are a unique gift for the holidays.

### All Miniature Gardening Items 25% Off

We are scheduling talks for the holiday season and for 2020. We have many talks, demonstrations and craft classes available. We can do them at your location or here. Give us a call at 724 836-2255.

Be careful with your poinsettias and Christmas cactus. Hot or cold drafts can cause the buds and blooms to fall off the cactus and the leaves to fall off the poinsettias.

### Winter Hours

We will close for the winter December 24 at 2:00. We will be closed January and February. If you need anything from the garden center over the winter, give us a call. Hours for March will depend on the weather. Call to find out when we will be open.

## GIFTS FOR GARDENERS

- Potting Soil
- Ceramic Herb & Garden Markers
- Plant Markers-Plastic & Metal
- Watering Cans - Metal & Plastic
- Sundials
- Gazing Balls and Stands
- Gardening Hat
- Hayrack Planters
- Beautiful Glass Hummingbird Feeders
- Fertilizers
- Gardening Gloves
- Plant Supports
- Pruning Shears
- Flower Presses
- Journals
- Trellises
- Pretty Stepping Stones, Wall Plaques And Garden Stakes
- Gardener's T-Shirts
- Knee Pads
- Twine & Twistees
- Clay Pots
- Metal Obelisks

*A bayberry candle burned to the socket  
Brings health to the heart  
And wealth to the pocket*

There is some debate when to do this! Some say Christmas Eve, others say New Years Eve. I guess Pick one and hope it works.

**We have real Bayberry Candles made from the actual bayberries.**

Bring some spring into your house during the winter. Cut some branches of early blooming shrubs in January and February and force them. Sometimes you even get the bonus of them rooting and you get new plants.



**Wilt Pruf Anti-Transpirant** is a spray that will help keep your fresh greens and Christmas trees nice longer. It holds the moisture in the foliage to limit needle drop and drying.

## To-Do List

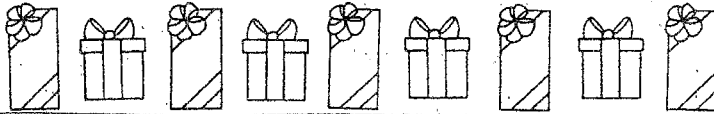
- Clean and sharpen tools
- Prune raspberries and blackberries
- Protect trunks of young trees from rabbits
- Finish clean-up in gardens
- Any shrubs that don't flower in the spring can be trimmed
- There is still time to plant fall bulbs. Mark where you plant them.
- Bring in statuary, bird baths and gazing balls. If you can't bring it in, wrap it in plastic.
- Make a spring to-do list - what needs moved or divided, new plants needed, new gardens, what needs staked and any other jobs that need done.
- Fertilize trees and shrubs when they go dormant.
- Label all plants while you remember what you have.

**Holiday Hours for December**  
Tuesday-Saturday 10-6  
Sunday 11-4 Monday closed

Any evening that there is a class scheduled, we will be here at least till 8:30. If you need to come in the evening, give me a call. I am here most nights.

We will close for the winter on December 24 at 2:00. If you need something between Christmas and New Years, give me a call. I'll be happy to arrange a time for you to come.

Now is the time to start applying some type of deer and rabbit repellent. If you start now, maybe you can nip the problem in the bud before they think your garden is a good place feed all winter. We carry three brands of repellants - **Liquid Fence, Deer Scram and Repels-All**. We have customers that swear by different ones. Try one and see what results you get.



We carry a large selection of dried materials, fixatives and essential oils for making potpourri. If you dried some flowers for potpourri, We have what you need to finish it up.

We also have sea salt and almond oil for making bath salts and oils. These make great gifts for the holidays. Both the bath products and the potpourri are simple and quick to make.

Late fall and early winter is a great time to fertilize trees and shrubs. Applying fertilizer at this time allows it to work into the soil over the winter so it is available to the plants in the spring when they need it most. Use a granular fertilizer like Holly-tone.

Try a no mess way to spice drinks for the holiday season.

**Old Tradition Mulling Spices** are sealed in tea bags. Make a cup or a pot. They can be used to mull cider, wine, cranberry juice or tea. They also make great gifts.




Don't forget your furry family members. We have hand-crafted toys, beds, bandannas, and stockings.



**PRIMAL**  
ELEMENTS

Stop in and see this really unique soap. The vegetable glycerin soap has holiday images imbedded in it. The luxurious lather moisturizes the skin. The creative fragrances add the final touch to this decadent soap.



This is a great time to do a soil test for your garden. You're less busy and there is still time to implement some of the recommendations before winter. Test kits are available at the Westmoreland County Cooperative Extension Office on Donohoe Rd. for \$9.00.

**POMANDER BALL KITS**  
EASY CRAFT FOR THE  
WHOLE FAMILY - JUST USE  
ANY CITRUS FRUIT

Spend the winter looking at magazines and catalogs to get ideas for the spring. Make a list of things you would like to do. Take advantage of nice winter days to get things done.



Give someone a Landscape Consultation or a start on a new garden for the holidays. Gift Certificates make a great present for all the gardeners on your list. or drop a hint for your list.

Gift Certificates are available in any amount. If you can't make it here to get one, give us a Call and we can get one out in the mail.